



WINNY LIGHT NEW VERSION

Above all simplicity. Thanks to easy access to the motor bay and programming completely performed through an external digital selector switch, WINNY LIGHT installation is one of the easiest and fastest in its product range. The 24V gearmotor enables intensive use together with a very low degree of noise; the technology and materials used during design and manufacturing of the automatism are at the top of its category. The encoder technology guarantees maximum precision during movement and safety is ensured by a special anti-crush device.

Semplicità prima di tutto. Grazie al facile accesso al vano motore e alla programmazione da effettuare completamente tramite selettore digitale esterno, l'installazione di WINNY LIGHT è tra le più facili e veloci della sua fascia. Il motoriduttore 24V consente un utilizzo intensivo contemporanea-mente a una massima silenziosità; la tecnologia e i materiali utilizzati per la progettazione e la costruzione dell'automazione sono ai vertici di categoria. La tecnologia ad encoder garantisce la massima precisione nel movimento mentre la sicurezza è assicurata dal dispositivo antischiacciamento di serie.

Simplicité avant de tout. Grâce à l'accès facile au moteur et à la programmation par sélecteur extérieur digital, l'installation de WINNY LIGHT est dans les plus facile et rapide de sa catégorie. L'opérateur 24V permet une utilisation intensif avec le maximal silence; la technologie et les matériels utilisés pour le projet et la construction de l'automatisation sont aux sommets de catégorie. La technologie au encodeur garantit la précision maximum dans le mouvement pendant que la sureté est assurée par l'anti écrasement de série.



WINNY LIGHT



● Support driven pulley

● Belt tensioner

● Electric lock with manual release system (QK-BLOCKWL)

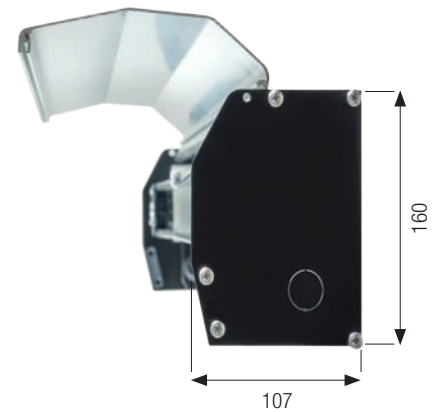
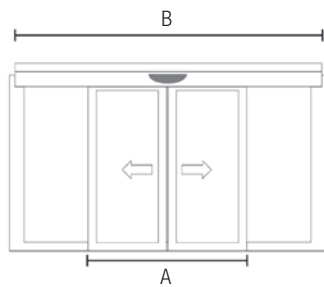

● Back-up battery unit (QK-BPACKWL)

● Double wheel galvanized steel carriage

● Built-in battery charger


● Control unit

● Included in KIT package
● Optional



TECHNICAL FEATURES	DATI TECNICI	DONNEES TECHNIQUES	QK-W1090LKIT	QK-W1100LKIT	QK-W1120LKIT	QK-W1140LKIT	QK-W1160LKIT	QK-W1180LKIT	QK-W1200LKIT	QK-W2090LKIT	QK-W2100LKIT	QK-W2120LKIT	QK-W2140LKIT	QK-W2160LKIT	QK-W2180LKIT	QK-W2200LKIT
Power (Vdc)	Alimentazione (Vdc)	Alimentation (Vdc)										24				
Current absorbed (motor) (A)	Assorbimento motore (A)	Intensità (A)										1,3				
Power absorbed (W)	Potenza assorbita (W)	Puissance absorbée (W)										55				
Protection level (IP)	Grado di protezione (IP)	Indice de protection (IP)										41				
Opening/closing time (sec)	Tempo apertura/chiusura (sec)	Temps ouverture/fermeture (sec)										Selectable / Selezionabile / Sélectionnable				
Working temp. (°C Min/Max)	Temp. di esercizio (°C Min/Max)	Temp. de service (°C Min/Max)										-10/+80				
Number of leaves	Numero ante	Numero vantaills	1	1	1	1	1	1	1	2	2	2	2	2	2	2
Length A (cm)	Lunghezza A (cm)	Longueur A (cm)	90	100	120	140	160	180	200	90	100	120	140	160	180	200
Length B (cm)	Lunghezza B (cm)	Longueur B (cm)	177	197	237	277	317	357	397	172	192	232	272	312	352	392
Max. leaf weight (kg)	Peso max. anta (kg)	Poids maxi vantaill (kg)	120	120	120	120	120	120	120	80	80	80	80	80	80	80

Other models available upon request for larger doors up to 300 cm (1 leaf) or 150 + 150 cm (2 leaves)



PRE-ASSEMBLED AUTOMATIC SLIDING DOOR KITS



QK-W1090LKIT	24Vdc A=90cm max 120kg
QK-W1100LKIT	24Vdc A=100cm max 120kg
QK-W1120LKIT	24Vdc A=120cm max 120kg
QK-W1140LKIT	24Vdc A=140cm max 120kg
QK-W1160LKIT	24Vdc A=160cm max 120kg
QK-W1180LKIT	24Vdc A=180cm max 120kg
QK-W1200LKIT	24Vdc A=200cm max 120kg

QK-W2090LKIT	24Vdc A=90cm max 80+80kg
QK-W2100LKIT	24Vdc A=100cm max 80+80kg
QK-W2120LKIT	24Vdc A=120cm max 80+80kg
QK-W2140LKIT	24Vdc A=140cm max 80+80kg
QK-W2160LKIT	24Vdc A=160cm max 80+80kg
QK-W2180LKIT	24Vdc A=180cm max 80+80kg
QK-W2200LKIT	24Vdc A=200cm max 80+80kg



Other models available upon request for larger doors up to 300 cm (1 leaf) or 150 + 150 cm (2 leaves)



OPTIONALS FOR PRE-ASSEMBLED AUTOMATIC SLIDING DOOR KITS



QK-CE24WL16

Replacement control board
Centrale di ricambio
Logique de commande de recharge



QK-SELDGT

Digital selector
Selettore digitale
Sélecteur digital



QK-RADAR

Active IR radar.
Wide/tight field
*Radar IR attivo.
Campo largo/stretto*
Radar IR active. Portée large / étroit




QK-RADAROMNI

Microwave omnidirectional radar
Radar a microonde omnidirezionale
Radars à micro-ondes omnidirectionnels



QK-FTPMINI

Single-ray photocell
Fotocellula a singolo raggio
Photocellule au rayon unique



QK-WTOUCH

Contactless activation switch
Pulsante di azionamento a sfioramento
Bouton d'activation sans contact



QK-BLOCKWL

Electric lock with manual release system
Elettroblocco con sblocco manuale
Serrure électrique avec déblocage manuel



QK-BPACKWL

Backup battery unit
Batteria tampone
Batterie de secours



QK-ARMO

Armoured multifunctional wall mount key switch
Scatola a chiave blindata multifunzione da esterno
Boîte à clé multifonction blindé d'extérieur



QK-GLASSG10 QK-GLASSG12

Floor mount guide for 10/12mm glass doors
Guida a pavimento per ante in vetro 10/12 mm
Guide au plancher pour vantaux en verre 10/12mm



QK-GLASSW QK-GLASSW2

Screw mount fastening clamp for 10/12mm glass doors. 160/320 cm.
Pinza di fissaggio a vite per ante in cristallo da 10/12mm. 160/320 cm.
Kit de fixation à vis pour porte en verre de 10/12mm. 160/320 cm.



QK-GLASSWS QK-GLASSW2S

Silicon mount fastening clamp for 10mm glass doors. 160/320 cm.
Pinza di fissaggio a silicone per ante in cristallo da 10mm. 160/320 cm.
Kit de fixation au silicone pour porte en verre de 10mm. 160/320 cm.

COMPONENTS FOR AUTOMATIC DOORS TO BE ASSEMBLED



QK-WLKIT1

Kit for assembling a WINNY LIGHT serie single leaf automatic door composed by: 24Vdc motor with encoder, carriage kit for one leaf, control board, side caps

Kit per assemblaggio porta automatica serie WINNY LIGHT ad un anta composto da: motore 24Vdc con encoder, kit carrelli per un'anta, centrale di comando, tappi laterali

Kit pour assemblage du WINNY LIGHT porte automatique avec une vantail, inclus: moteur 24V avec encoder, kit guide pour un vantail, logique de commande, set de bouchons



QK-WLKIT2

Kit for assembling a WINNY LIGHT serie double leaf automatic door composed by: 24Vdc motor with encoder, carriage kit for two leaves, control board, side caps

Kit per assemblaggio porta automatica serie WINNY LIGHT a due ante composto da: motore 24Vdc con encoder, kit carrelli per due ante, centrale di comando, tappi laterali

Kit pour assemblage du WINNY LIGHT porte automatique avec deux vantaux, inclus: moteur 24V avec encoder, kit guide pour deux vantaux, logique de commande, set de bouchons



QK-PROFWL

Silver anodized aluminium profile base (6m max)

Profilo base alluminio anodizzato argento (6m max)

Profil base en aluminium anodisé (6m max)



QK-COVERWL

Silver anodized aluminium profile cover (6m max)

Profilo cover alluminio anodizzato argento (6m max)

Profil couvre en aluminium anodisé (6m max)



QK-CINGW

Belt

Cinghia

Ceinture



QK-SELDTG

Digital selector

Selettore digitale

Sélecteur digital



QK-RADAR

Active IR radar. Wide/tight field

Radar IR attivo. Campo largo/stretto

Radar IR active. Portée large / étroit



QK-RADAROMNI

Microwave omnidirectional radar

Radar a microonde omnidirezionale

Radars à micro-ondes omnidirectionnels



QK-FTPMINI

Single-ray photocell

Fotocellula a singolo raggio

Photocellule au rayon unique



QK-WTOUCH

Contactless activation switch

Pulsante di azionamento a sfioramento

Bouton d'activation sans contact



QK-BLOCKWL

Electric lock with manual release system

Elettroblocko con sblocco manuale

Serrure électrique avec débloccage manuel



QK-BPACKWL

Backup battery unit

Batteria tampone

Batterie de secours



QK-ARMO

Armoured multifunctional wall mount key switch

Scatola a chiave blindata multifunzione da esterno

Boîte à clé multifunzione blindé d'extérieur



QK-GLASSG10 QK-GLASSG12

Floor mount guide for 10/12mm glass doors

Guida a pavimento per ante in vetro 10/12 mm

Guide au plancher pour vantaux en verre 10/12mm



QK-GLASSW QK-GLASSW2

Screw mount fastening clamp for 10/12mm glass doors. 160/320 cm.

Pinza di fissaggio a vite per ante in cristallo da 10/12mm. 160/320 cm.

Kit de fixation à vis pour porte en verre de 10/12mm. 160/320 cm.

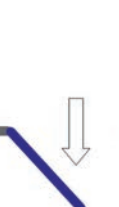


QK-GLASSWS QK-GLASSW2S

Silicon mount fastening clamp for 10mm glass doors. 160/320 cm.

Pinza di fissaggio a silicone per ante in cristallo da 10mm. 160/320 cm.

Kit de fixation au silicone pour porte en verre de 10mm. 160/320 cm.

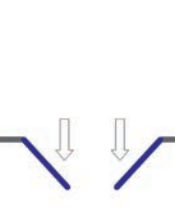


QK-PANICW1

Full crash anti-panic system for 1 door

Sistema antipánico a sfondamento per 1 anta

Système antipanique au défoncement pour 1 vantail



QK-PANICW2

Full crash anti-panic system for 2 doors

Sistema antipánico a sfondamento per 2 ante

Système antipanique au défoncement pour 2 vantaux

Quiko Italy

Via Seccalegno, 19
36040 Sossano (VI) - Italy
Tel. +39 0444 785513
Fax +39 0444 782371
info@quikoitaly.com
www.quikoitaly.com



 MADE IN ITALY

qui  **lö**[®]
opening solutions

QUIKO can technically improve the quality of its products without any prior notice.

QUIKO può apportare ai suoi prodotti modifiche tecniche, migliorative della qualità, senza preavviso.

Quiko se réserve le droit d'apporter des modifications et améliorations techniques sans préavis.